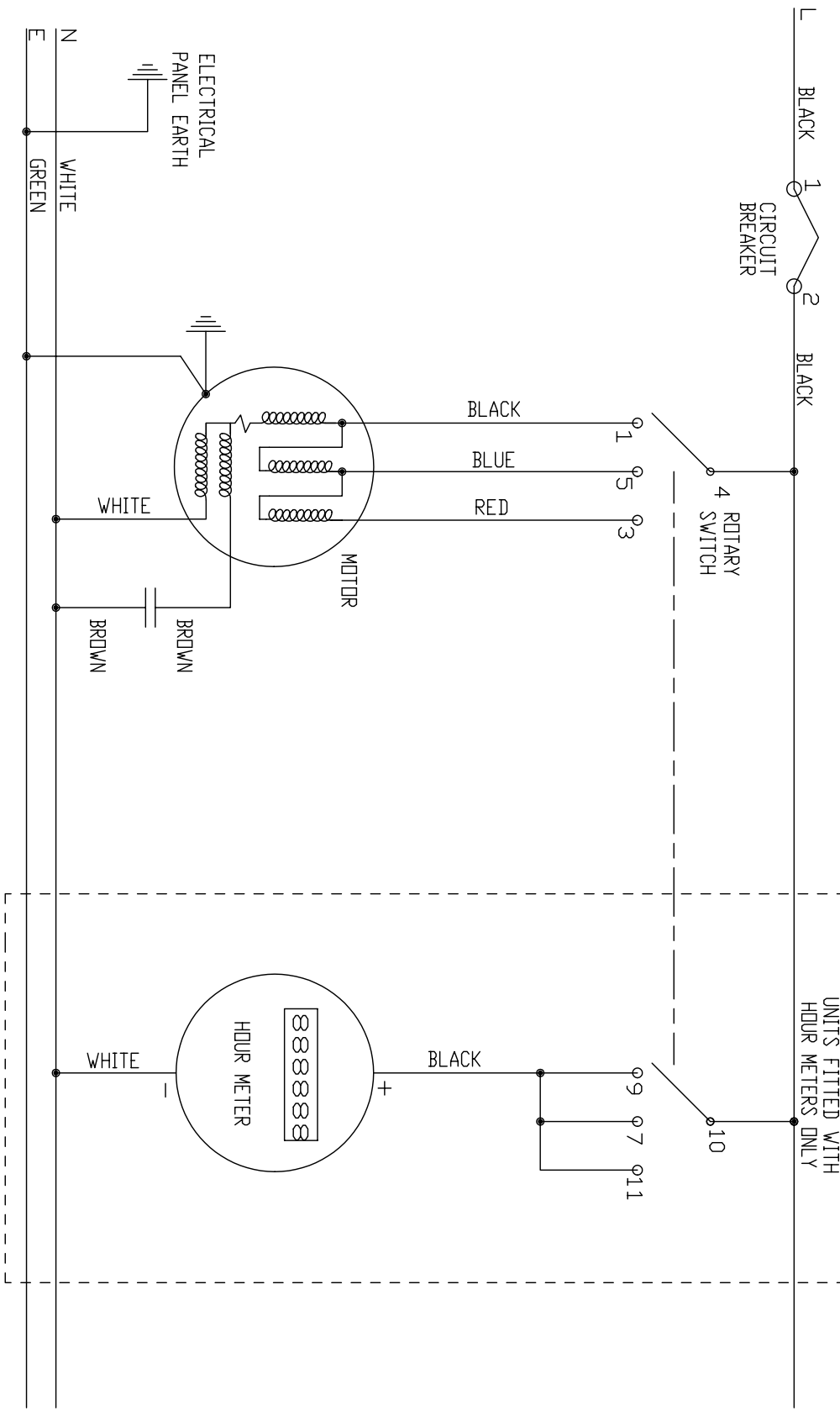


ISSUE	DATE	AMENDMENTS
1	11/01/95	ORIGINAL



WIRING DIAGRAM	5010959
WIRING SCHEMATIC	5020933
WIRING SCHEDULE	5030956

1993 Edgac LIMITED BRISTOL ENGLAND

**TITLE**  
WIRING SCHEMATIC FOR  
3 SPEED AIR MOVERS

**MATERIAL**  
-----

**FINISH**  
-----

**DRAWN** : MICHAEL DUNN  
**CAD SCALE** : -----

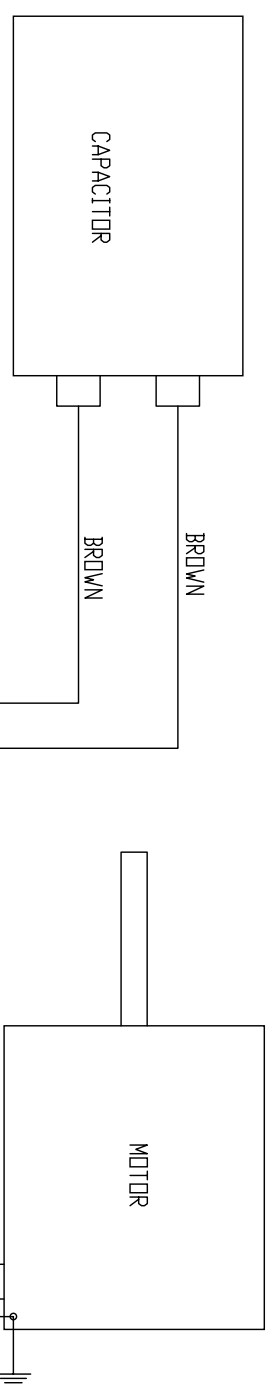
**DRAWING NO.** 5020933

**SHEET** 1 OF 1

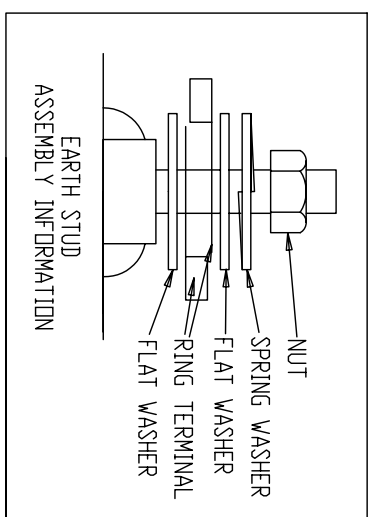
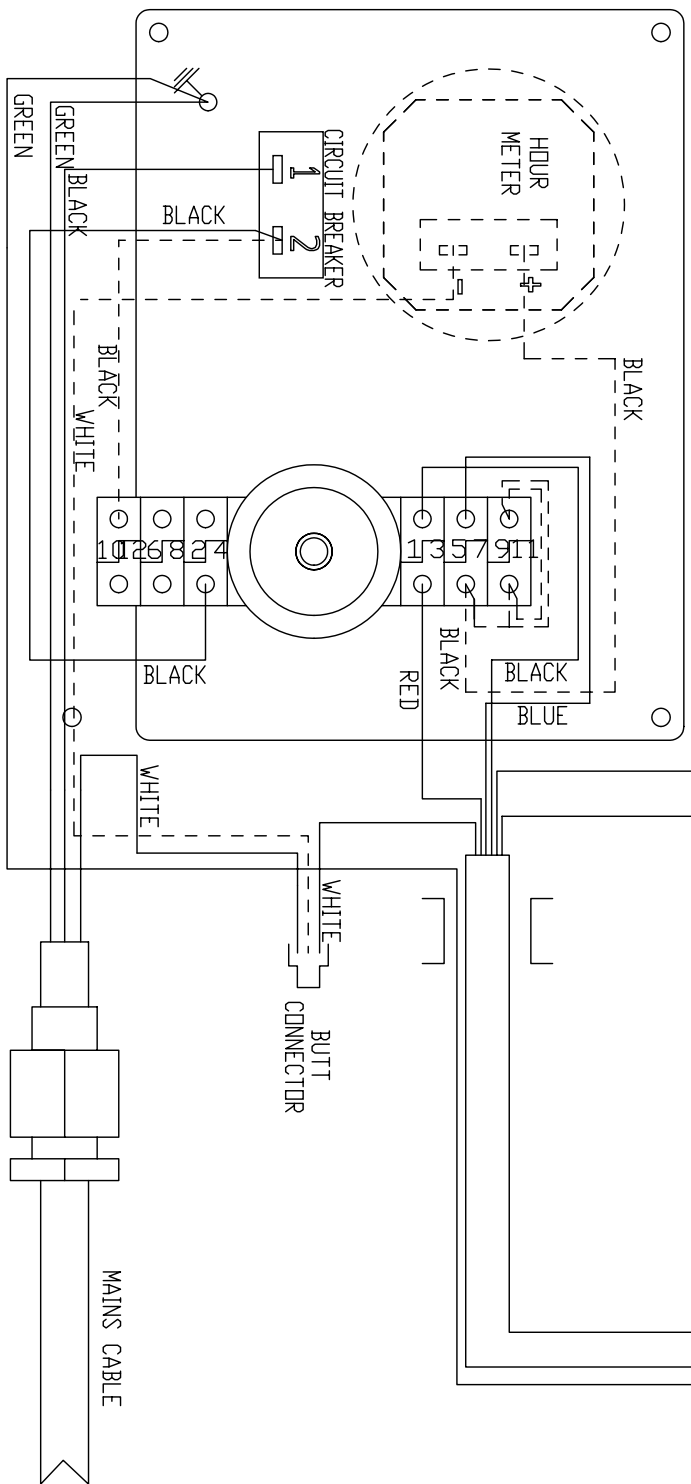
3RD ANGLE PROJECTION  
DO NOT SCALE  
IF IN DOUBT ASK

DIMENSIONS IN mm  
TOLERANCES UNLESS OTHERWISE STATED  
0 ± 1  
0.00 ± 0.25  
0.05 ± 0.05  
ANGULAR ± 0.5 DEGREE

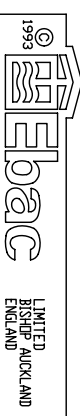
ISSUE	DATE	AMENDMENTS
1	11/01/95	ORIGINAL



DOTTED LINES INDICATE WIRING FOR  
UNITS FITTED WITH HOUR METERS



WIRING DIAGRAM	5010959
WIRING SCHEMATIC	5020933
WIRING SCHEDULE	5030956



3RD ANGLE PROJECTION  
DO NOT SCALE  
IF IN DOUBT ASK

DIMENSIONS IN mm  
TOLERANCES UNLESS OTHERWISE STATED

0 ± 1  
0.00 ± 0.25  
0.00 ± 0.05  
ANGULAR ± 0.5 DEGREE

TITLE	MATERIAL	FINISH
WIRING DIAGRAM FOR 3 SPEED AIR MOVERS		
DRAWN : MICHAEL DUNN	CAD SCALE : 3/4	DRAWN :

5010959  
1 OF 1